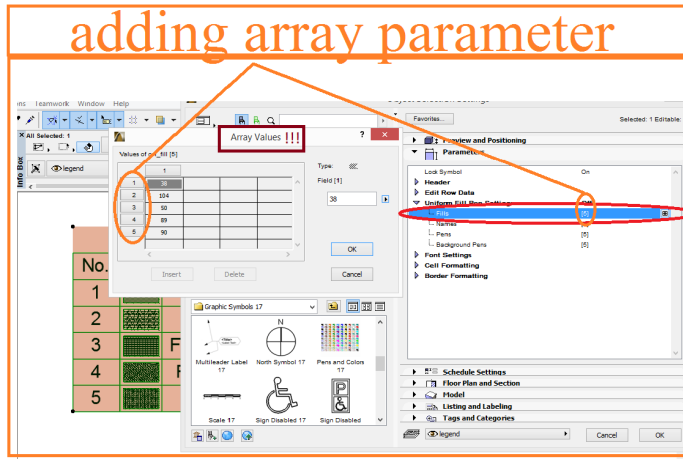


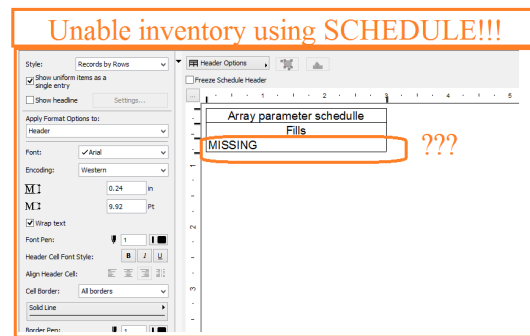
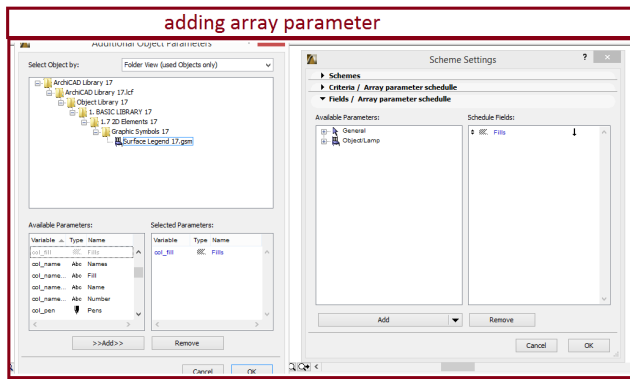
adding array parameter

Object example

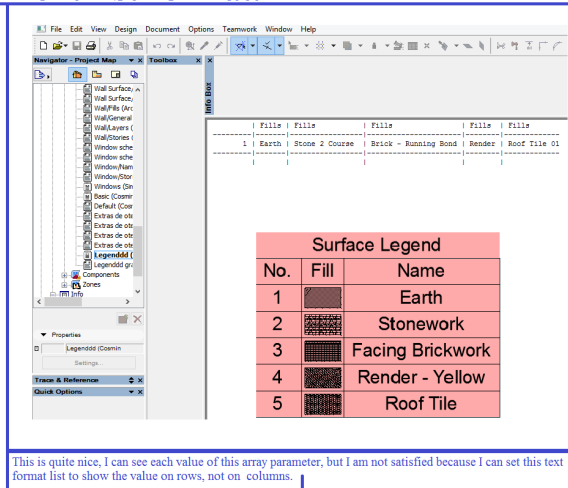
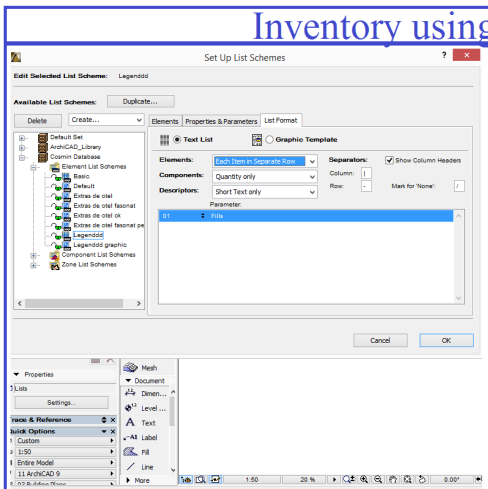
No.	Fill	Name
1		Earth
2		Stonework
3		Facing Brickwork
4		Render - Yellow
5		Roof Tile



Inventory using SCHEDULE



Inventory using Text list format.



This is quite nice, I can see each value of this array parameter, but I am not satisfied because I can set this text format list to show the value on rows, not on columns.

first array parameter	second array parameters
Earth	
Stone 2 Course	
Brick - Running Bond	
Render	
Roof Tile 01	

If I'll use the Graphical list template I'll see only the last value of array parameter.

My question is:

How can I have the presentation of each value for array parameter in this way, using any kind of lists or schedule.