



▼ Criteria / BEA Int Door Sch

Criteria		Value			
Element Type	is	 Door			and
 Layer	is	w interior			and
Abc Element ID	is not	~			



Add

Remove







Additional Parameters...

▼ Fields / BEA Int Door Sch

Available Parameters:

- ▶  General
- ▶  Window/Door

Schedule Fields:

- ◆  ID 
- ◆  Zone Number ↓
- ◆  Zone Name
- ◆  W x H Size
- ◆  Custom text 1

Additional Parameters...

>> Add >>

Remove